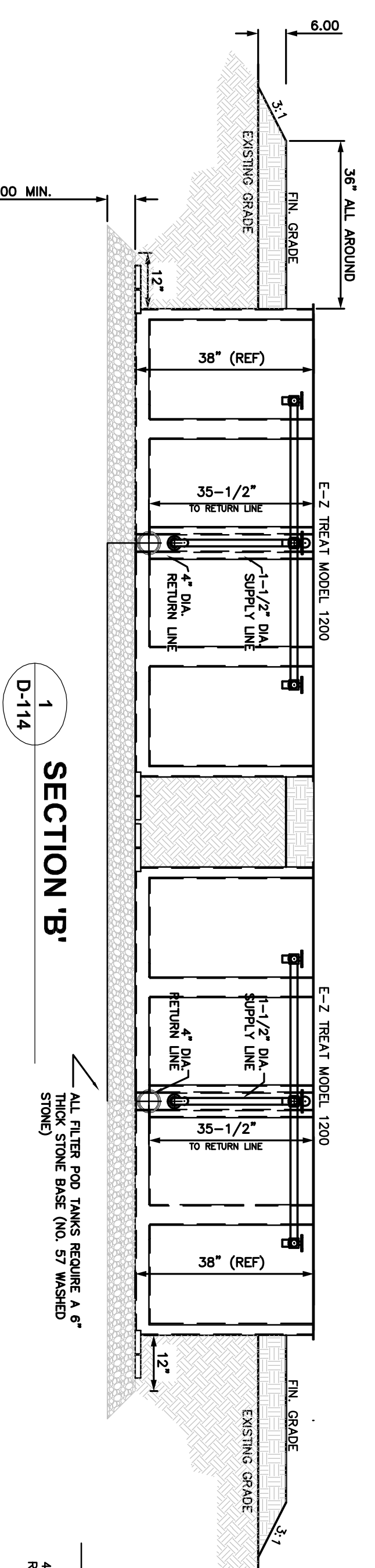


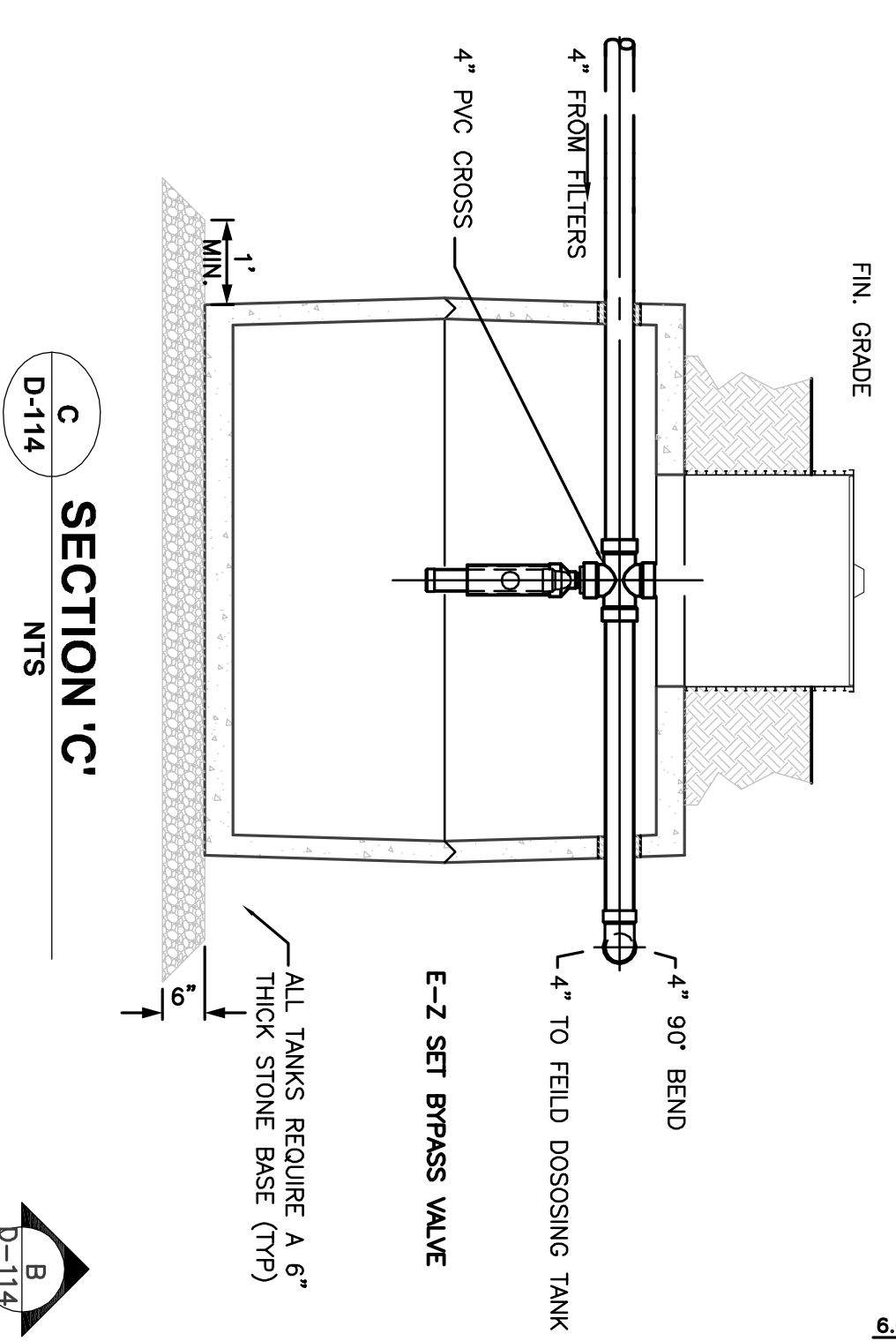
NOTICE: UNDERGROUND UTILITIES LOCATOR IS RESPONSIBLE FOR COORDINATION OF ALL TANKS AND SUBCONTRACTORS. CONTRACTOR SHALL VERIFY ALL DIMENSIONS, ELEVATIONS, AND LOCATION OF ALL EXISTING CONDITIONS AND UTILITIES.

GENERAL NOTES:

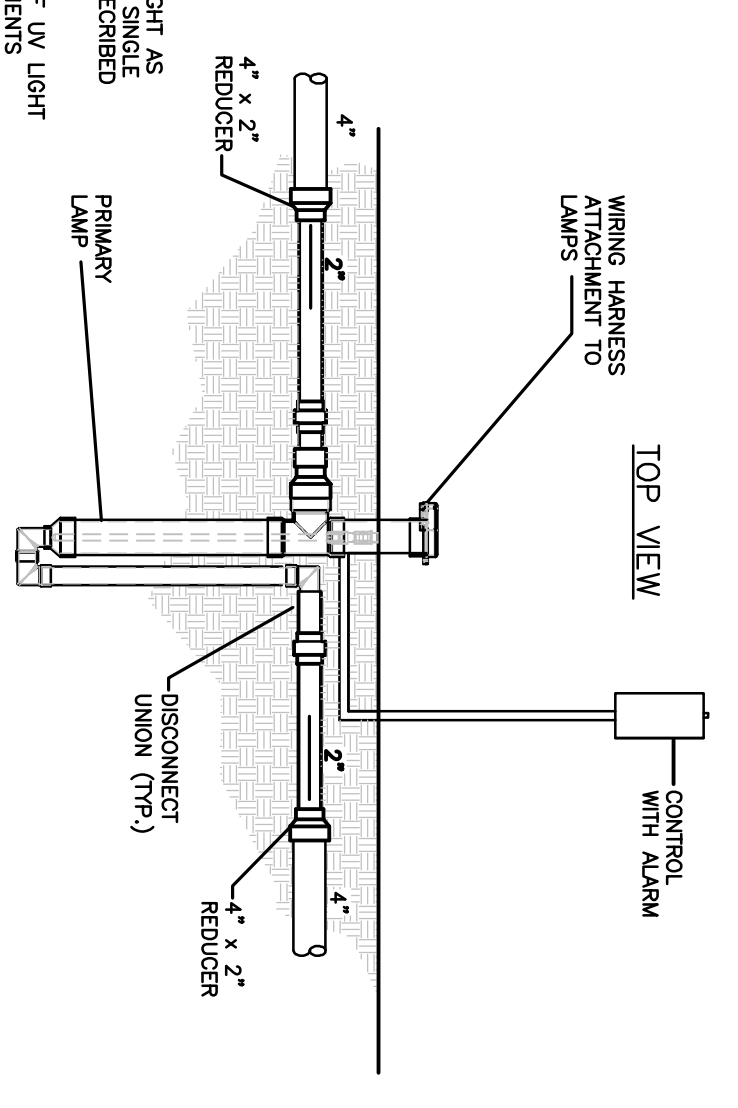
1. ALL PIPING SHALL BE SCH 40 PVC UNLESS OTHERWISE NOTED ON PLANS. ALL PVC PIPES SHALL BE BURIED A MINIMUM OF 18" UNLESS SHOWN OTHERWISE.
2. CONTRACTOR SHALL COMPLY WITH ALL APPLICABLE SOIL EROSION AND SEDIMENTATION CONTROL REQUIREMENTS.
3. CONTRACTOR SHALL COMPLY WITH ALL APPLICABLE OSHA, AND OTHER RELATED SAFETY REQUIREMENTS.
4. CONTRACTOR SHALL COMPLY WITH ALL APPLICABLE FEDERAL, STATE, COUNTY, AND LOCAL REGULATIONS, IN EVENT OF DISCREPANCY CONSULT MANUFACTURERS AND OF E-Z-TREAT INC. AND ENGINEER OF RECORD.
5. SYSTEM DESIGN SHALL BE PERMITTED BY APPLICABLE AUTHORITIES PRIOR TO INSTALLATION.
6. CONTRACTOR SHALL BE RESPONSIBLE FOR REPAIRING ALL ADDITIONAL COST TO THE OWNER.
7. ALL TANKS SHALL HAVE A MINIMUM 28-DAY CONCRETE STRENGTH OF 4500 PSI.
8. TANKS SHALL MEET REINFORCING REQUIREMENTS TO STEEL REINFORCING WIRE, REBAR OR APPROVED FIBER MAY BE USED.
9. ALL TANKS AND EFFLUENT FILTERS SHALL BE APPROVED BY E-Z-TREAT AND ON-SITE WASTEWATER EFFLUENT FILTERS SHALL BE SIZED FOR DESIGN FLOW AND EXTEND DOWN TO 50-HEIGHT OF LIQUID LEVEL.
10. BALL JOINTS (JUD-SEAM, TOP-SEAM) SHALL BE SEALED USING CONCRETE SEALANTS BOUTI SEALANT # CS-114 OR EQUAL.
11. TANKS SHALL BE LEAK-TESTED PRIOR TO SYSTEM START AND AS REQUIRED BY LOCAL REGULATORY AUTHORITY.
12. ALL PIPE PENETRATIONS THROUGH PRECAST CONCRETE BOOTS OR EQUAL.
13. THE FILTER POD INVERT OUT SHALL BE 1/4-INCH PER FOOT SLOPE MINIMUM.
14. ALL TANKS MUST MEET STATE OR LOCAL CODES.
15. U.V. SHALL BE INSTALLED AS REQUIRED BY LOCAL AND STATE CODE.



SECTION 'B'
D-114 NTS

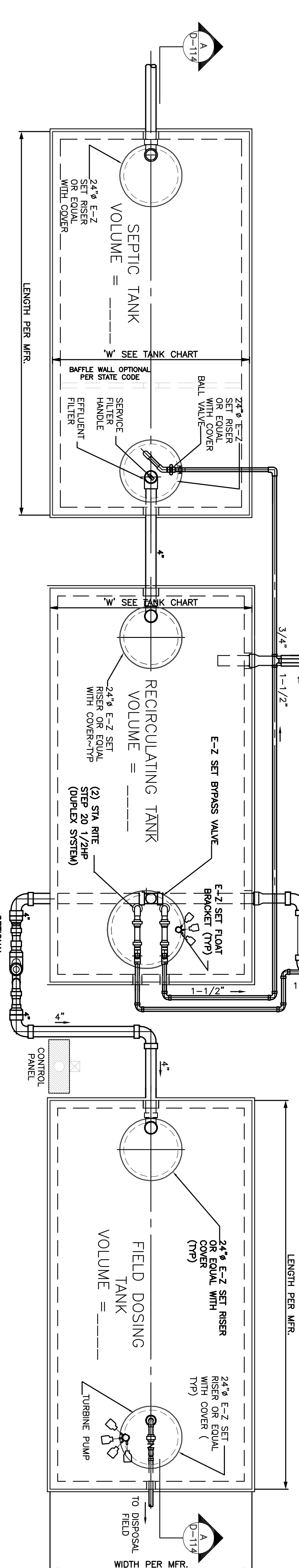


SECTION 'C'
D-114 NTS



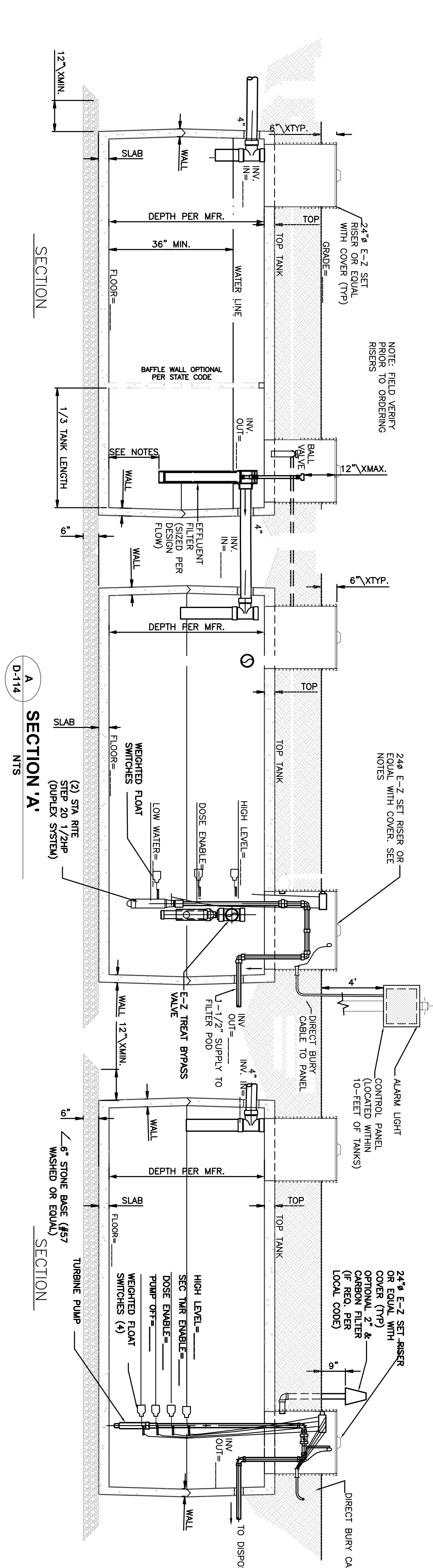
ULTRAVIOLET DISINFECTION UNIT
D-114 NTS

- NOTES:
1. ULTRAVIOLET LIGHT AS BUILT UNIT AS RECEIVED IN DETAIL.
 2. ORIENTATION OF UV LIGHT PER SITE REQUIREMENTS.



PLAN
D-114 NTS

PLAN
D-114 NTS



SECTION 'A'
D-114 NTS

SECTION

ENGINEER

PROJECT	SEP. RECIRC. AND DOSE TANKS PLAN AND SECTIONS
CITY	
COUNTY	
ADDRESS	
DESIGN	P.O. BOX 176 HAYMARKET, VA 20168 PH. 703.763.4770 web: estreat.net
DRAWN	
APPROVED	
SYSTEM CONFIGURATION	E-Z-TREAT SYSTEM TWO MODEL 1200 PODS, THREE TANK DUPLEX INDEPENDENT PUMP DESIGN SEP. RECIRC. AND DOSE TANKS PLAN AND SECTIONS
SHEET	1 OF 1
DWG NO.	D114-INDP